



STEAM DISTRIBUTION TYPES

S.A.M.

- Short absorption distance - less than 1500mm
- Stainless steel tube with brass nozzles
- Nozzles prevent condensate from collecting in the duct
- Inclined steam dispersion tube to return condensate back to humidifier or steam trap



S.A.M.



S.A.M.E2

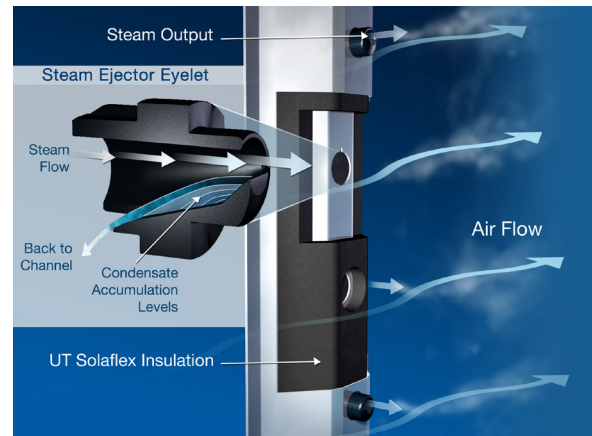
Multi-Steam™ SD/HD

- For absorption distances of less than 900mm
- Custom built for the duct or AHU
- Header with built-in slope for improved condensate elimination
- Brass insertion nozzles (SD), or patent-pending silicone eyelets (HD)
- Completely assembled (HD) or welded (SD) at the factory, or collapsible for in-field assembly



X-Stream™ Technology

- High efficiency insulated steam distributor (channel and header) with patent pending steam ejector eyelets
- Double wall 304 stainless steel with encapsulated Armacell
- UT/Solaflex™ foam insulation
- Specially engineered silicone eyelets prevent condensate ejection on start up and any modulating humidity demand



Steam Distribution Types

Steam Distribution System	SKR	SKE4	SKG4	SKS4	SKD
Multi-Steam™ SD		•	•	•	•
Multi-Steam™ HD		•	•	•	•
S.A.M.	•	•			
S.A.M.E2	•	•	•	•	

